

April 2021 Project Activity Report



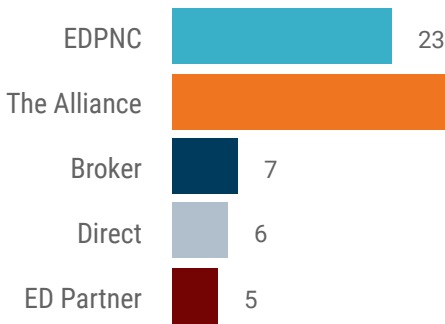
The EDC received 21 new RFIs (requests for information) in April and submitted sites/buildings for 20 of the new requests. There were 2 client/consultant visits in April.



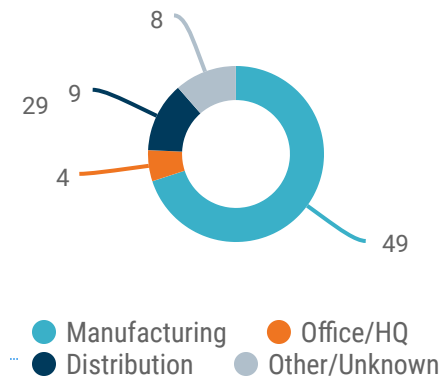
Other Project Activity Stats



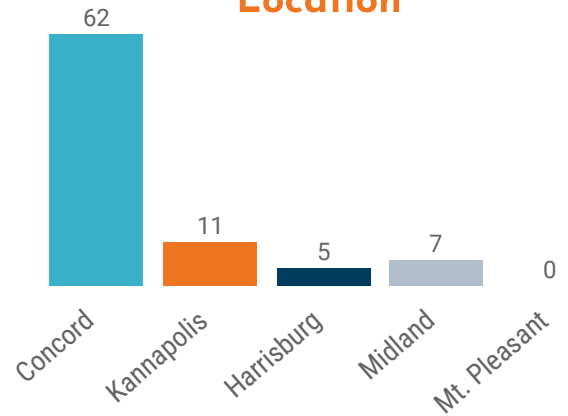
Projects By Source



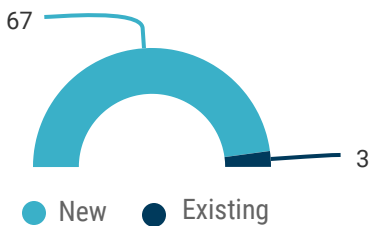
Projects By Industry



of Projects By Location



Projects By Type



230
average jobs per project



95K
average square feet per project



50
average acres per project



26%
of Cabarrus EDC's projects involve companies outside of the U.S.



47M
average investment per project



Building vs. Site - %

