

# Project Activity Report

APRIL 2022

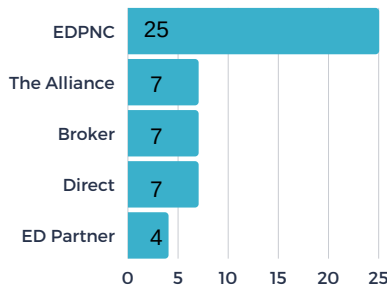


## STATS OVER THE PAST MONTH

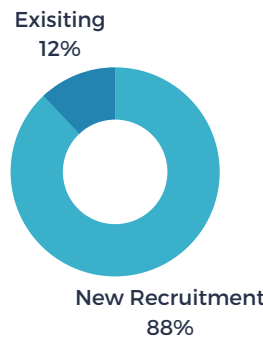
The EDC received 10 new projects/RFIs (request for information) in April and submitted sites/buildings for 4 of the new requests. There were 2 client/consultant site visits or meetings in April.

## Project Activity Highlights

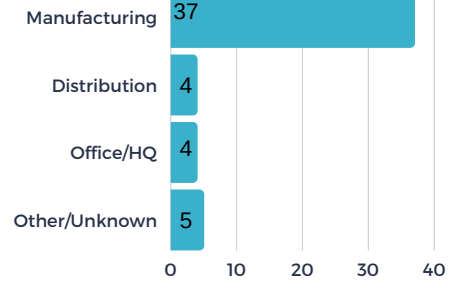
### PROJECTS BY SOURCE



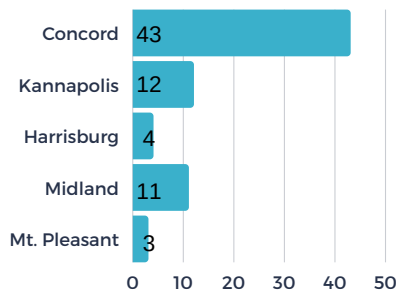
### PROJECTS BY TYPE



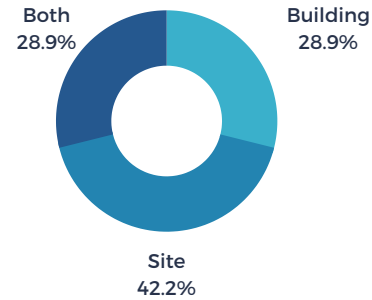
### PROJECTS BY INDUSTRY



### # OF PROJECTS BY LOCATION



### BUILDINGS VS. SITE - %



**235**

average jobs per project



**\$107M**

average investment per project

**117K**

average square feet per project



**34**

average acres per project



**34%**

of Cabarrus EDC's projects involved companies outside of the U.S.