

# Project Activity Report

APRIL 2023

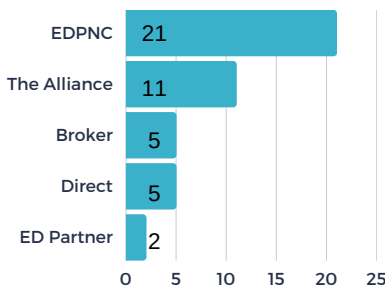


## STATS OVER THE PAST MONTH

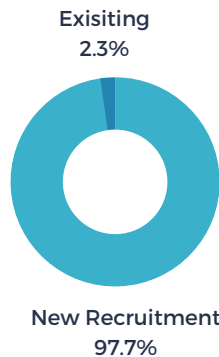
The EDC received 14 new projects/RFIs (request for information) in April and submitted sites/buildings for 8 of the new requests. There were 2 client/consultant site visits or meetings in April.

## Project Activity Highlights

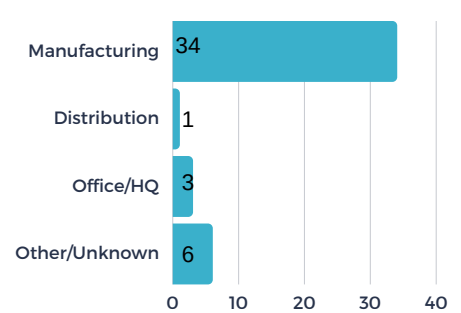
### PROJECTS BY SOURCE



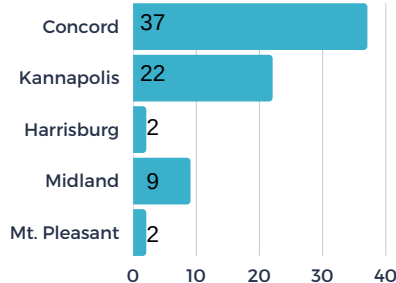
### PROJECTS BY TYPE



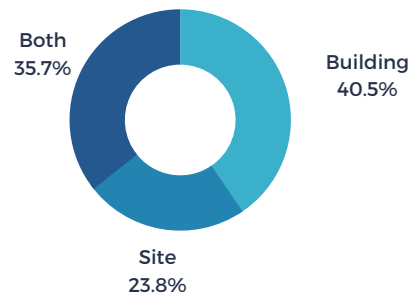
### PROJECTS BY INDUSTRY



### # OF PROJECTS BY LOCATION



### BUILDINGS VS. SITE - %



average jobs per project



average investment per project

**142K**

average square feet per project



average acres per project



**41%**

of Cabarrus EDC's projects involved companies outside of the U.S.