

# Project Activity Report

APRIL 2025



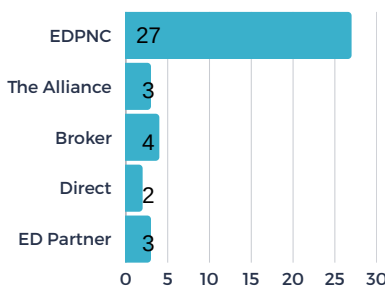
## STATS OVER THE PAST MONTH

The EDC received **15** new projects/RFIs (request for information) in April and submitted sites/buildings for **10** of the new requests. There were **0** client/consultant site visits or meetings in April.

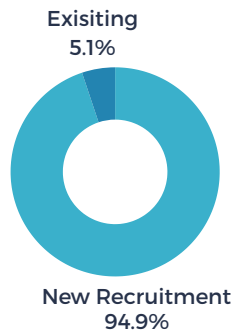
## Project Activity Highlights



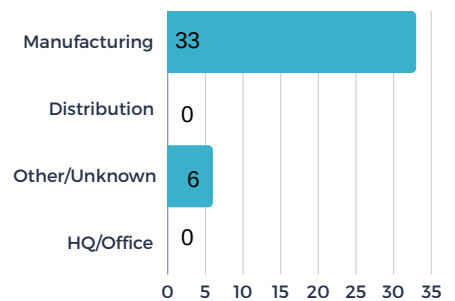
### PROJECTS BY SOURCE



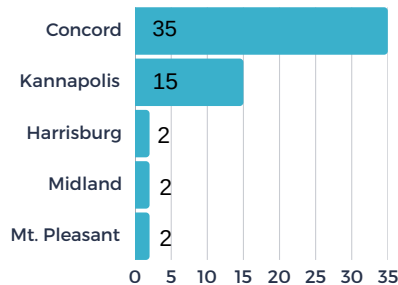
### PROJECTS BY TYPE



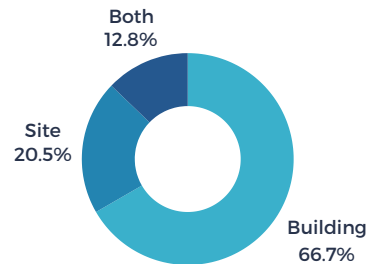
### PROJECTS BY INDUSTRY



### # OF PROJECTS BY LOCATION



### BUILDINGS VS. SITE - %



**196**

average jobs per project



**209M**

average investment per project

**101K**

average square feet per project



**52**

average acres per project



**49%**

of Cabarrus EDC's projects involved companies outside of the U.S.