

August 2020 Project Activity Report



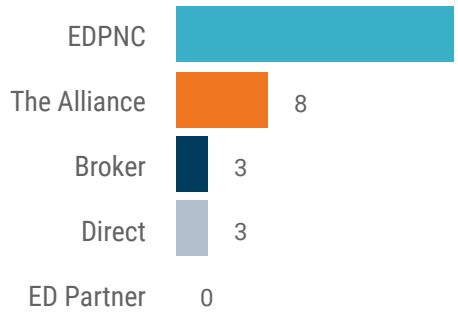
The EDC received 12 new RFIs (requests for information) in August and submitted sites/buildings for 11 of the new requests. There were 2 client/consultant in-person or virtual visits in August.



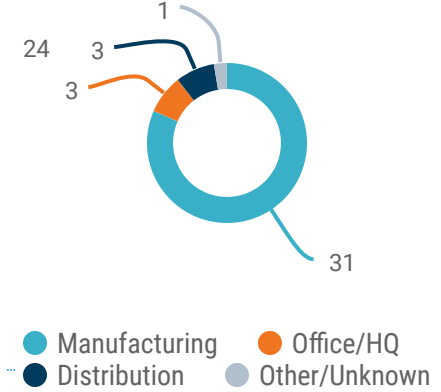
Other Project Activity Stats



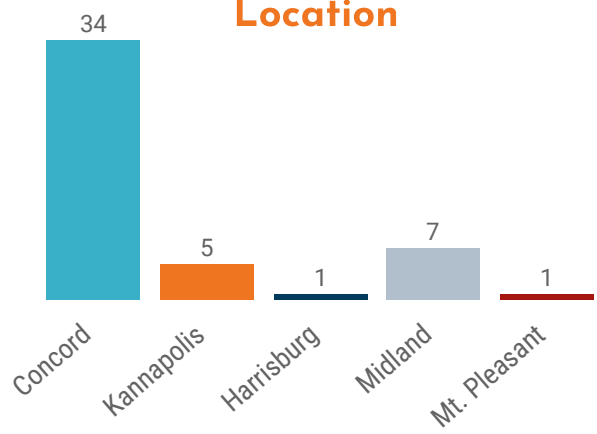
Projects By Source



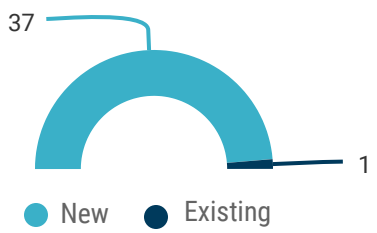
Projects By Industry



of Projects By Location



Projects By Type



382
average jobs per project



143K
average square feet per project



59
average acres per project



21%
of Cabarrus EDC's projects involve companies outside of the U.S.



173M
average investment per project



Building vs. Site - %

