

# Project Activity Report

AUGUST 2021

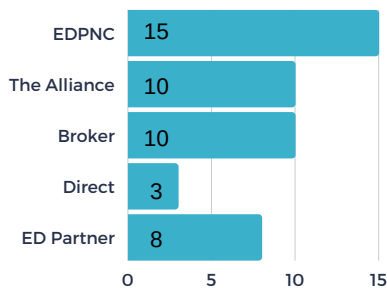


## STATS OVER THE PAST MONTH

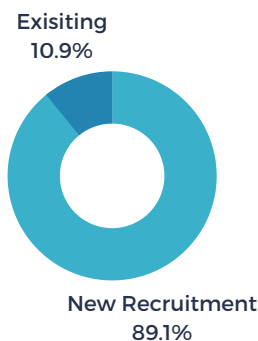
The EDC received 14 new projects/RFIs (request for information) in August and submitted sites/buildings for 10 of the new requests. There were 3 client/consultant visits or virtual meetings in August for recruitment projects.

## Project Activity Highlights

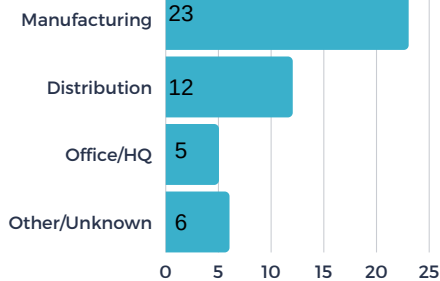
### PROJECTS BY SOURCE



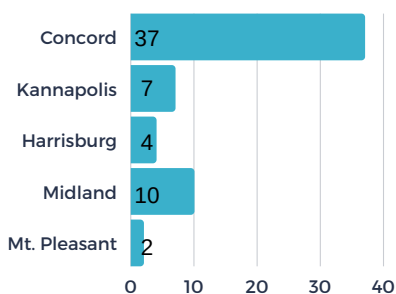
### PROJECTS BY TYPE



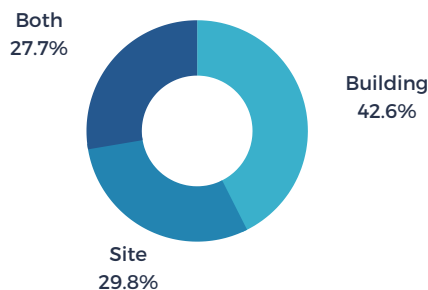
### PROJECTS BY INDUSTRY



### # OF PROJECTS BY LOCATION



### BUILDINGS VS. SITE - %



# 161

average jobs per project



# 56M

average investment per project

# 113K

average square feet per project



# 24

average acres per project



# 9%

of Cabarrus EDC's projects involved companies outside of the U.S.