

Project Activity Report

AUGUST 2022

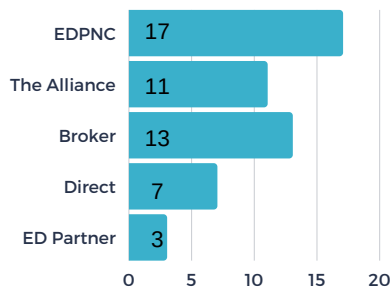


STATS OVER THE PAST MONTH

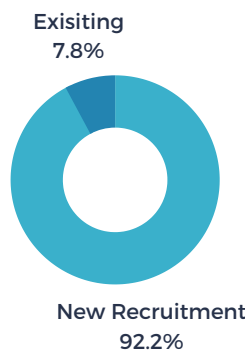
The EDC received 14 new projects/RFIs (request for information) in August and submitted sites/buildings for 12 of the new requests. There were 3 client/consultant site visits or meetings in August.

Project Activity Highlights

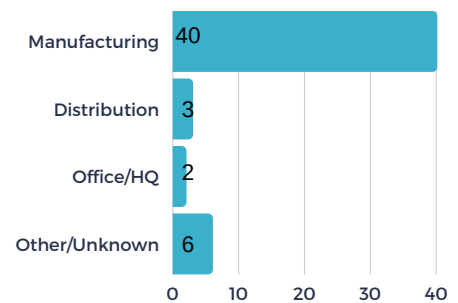
PROJECTS BY SOURCE



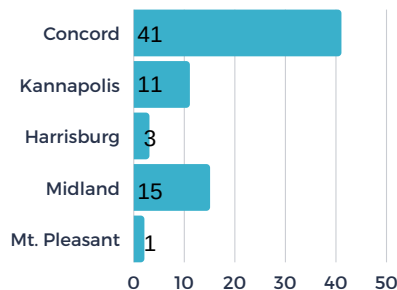
PROJECTS BY TYPE



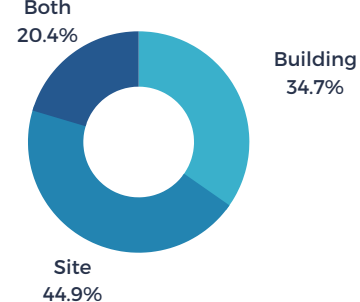
PROJECTS BY INDUSTRY



OF PROJECTS BY LOCATION



BUILDINGS VS. SITE - %



256

average jobs per project



117M

average investment per project

141K

average square feet per project



60

average acres per project



29%

of Cabarrus EDC's projects involved companies outside of the U.S.