

# Project Activity Report

AUGUST 2025



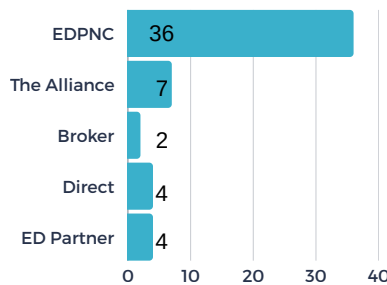
## STATS OVER THE PAST MONTH

The EDC received **14** new projects/RFIs (request for information) in August and submitted sites/buildings for **all 14** of the new requests. There were **0** client/consultant site visits/meetings in August.

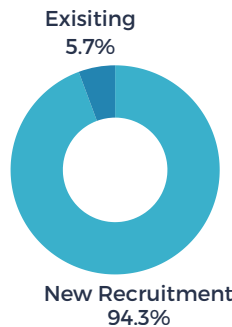
## Project Activity Highlights



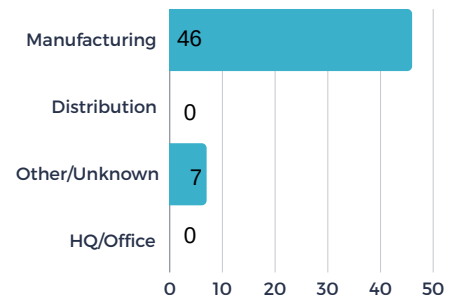
### PROJECTS BY SOURCE



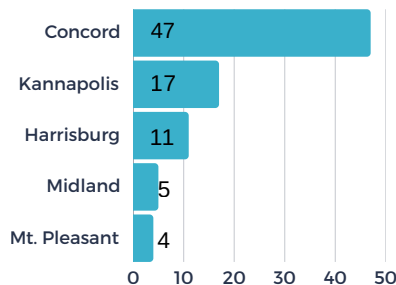
### EXISTING VS. NEW



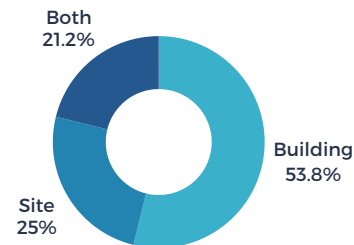
### PROJECTS BY TYPE/INDUSTRY



### # OF PROJECTS BY LOCATION



### BUILDINGS VS. SITES



**267**

average jobs per project



**203M**

average investment per project

**101K**

average square feet per project



**60**

average acres per project



**55%**

of Cabarrus EDC's projects involved companies outside of the U.S.