

# Project Activity Report

DECEMBER 2022

Current Active Projects

55

Projects Added in December

10

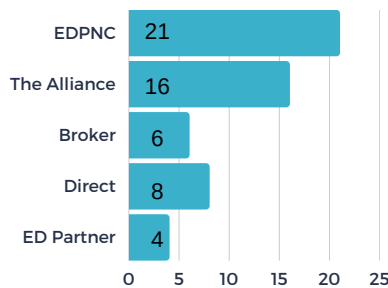
## STATS OVER THE PAST MONTH

The EDC received 12 new projects/RFIs (request for information) in December and submitted sites/buildings for 10 of the new requests. There were 5 client/consultant site visits or meetings in December.

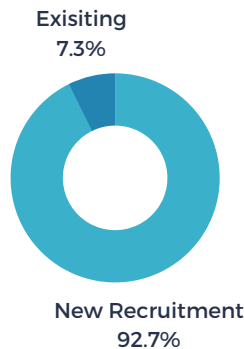
## Project Activity Highlights



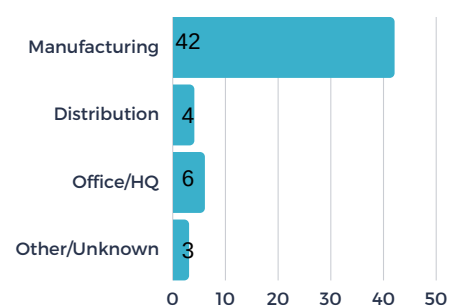
### PROJECTS BY SOURCE



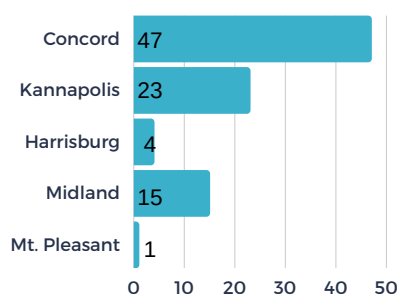
### PROJECTS BY TYPE



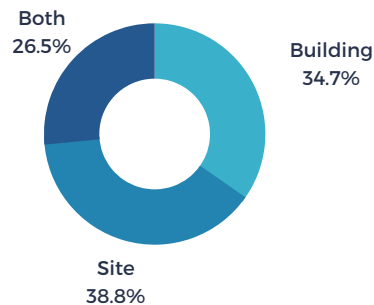
### PROJECTS BY INDUSTRY



### # OF PROJECTS BY LOCATION



### BUILDINGS VS. SITE - %



250

average jobs per project



100M

average investment per project

129K

average square feet per project



59

average acres per project



31%

of Cabarrus EDC's projects involved companies outside of the U.S.