

Project Activity Report

DECEMBER 2023

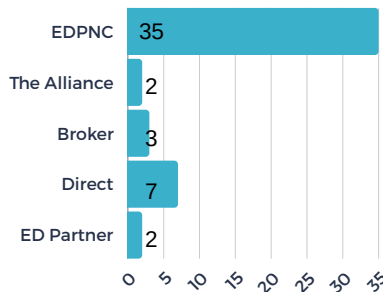


STATS OVER THE PAST MONTH

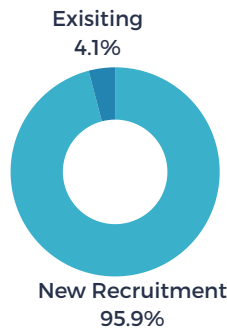
The EDC received 15 new projects/RFIs (request for information) in December and submitted sites/buildings for 6 of the new requests. There were 4 client/consultant site visits or meetings in December.

Project Activity Highlights

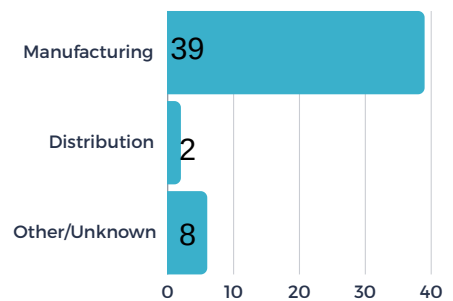
PROJECTS BY SOURCE



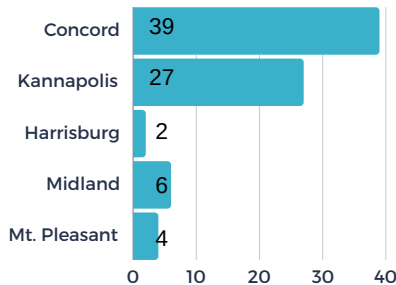
PROJECTS BY TYPE



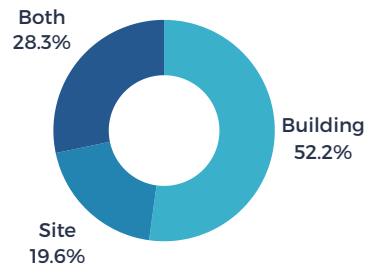
PROJECTS BY INDUSTRY



OF PROJECTS BY LOCATION



BUILDINGS VS. SITE - %



217

average jobs per project



115M

average investment per project

164K

average square feet per project



35

average acres per project



31%

of Cabarrus EDC's projects involved companies outside of the U.S.