

Project Activity Report

FEBRUARY 2023

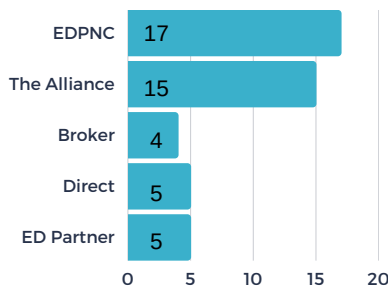


STATS OVER THE PAST MONTH

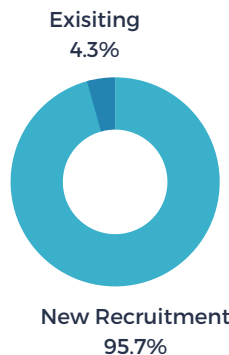
The EDC received 12 new projects/RFIs (request for information) in February and submitted sites/buildings for 6 of the new requests. There were 2 client/consultant site visits or meetings in February.

Project Activity Highlights

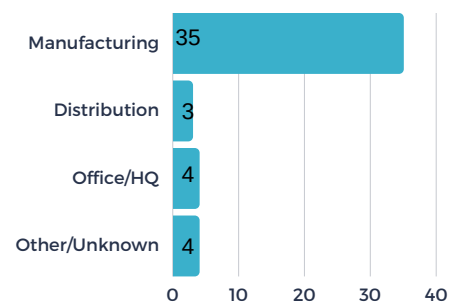
PROJECTS BY SOURCE



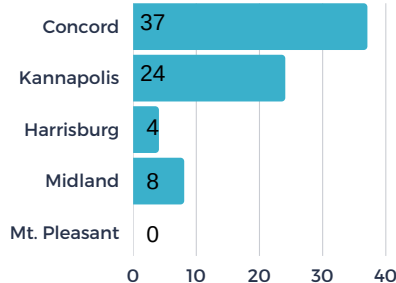
PROJECTS BY TYPE



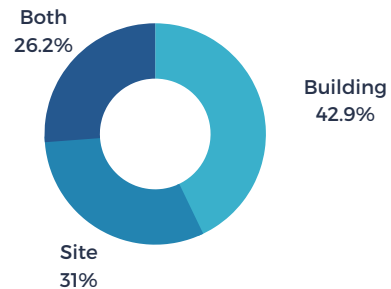
PROJECTS BY INDUSTRY



OF PROJECTS BY LOCATION



BUILDINGS VS. SITE - %



203

average jobs per project



81M

average investment per project

128K

average square feet per project



42

average acres per project



35%

of Cabarrus EDC's projects involved companies outside of the U.S.