

Project Activity Report

FEBRUARY 2024

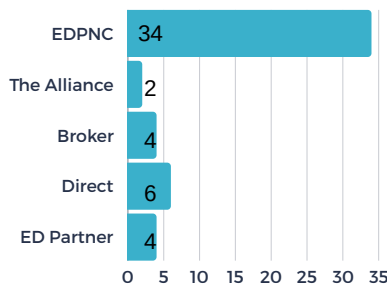


STATS OVER THE PAST MONTH

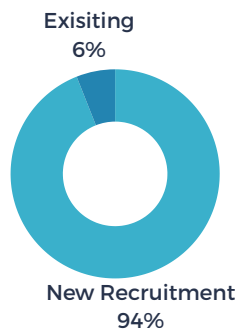
The EDC received 13 new projects/RFIs (request for information) in February and submitted sites/buildings for 9 of the new requests. There were 2 client/consultant site visits or meetings in February.

Project Activity Highlights

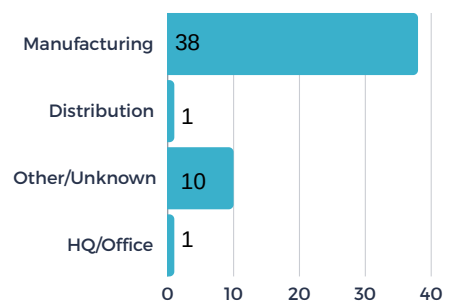
PROJECTS BY SOURCE



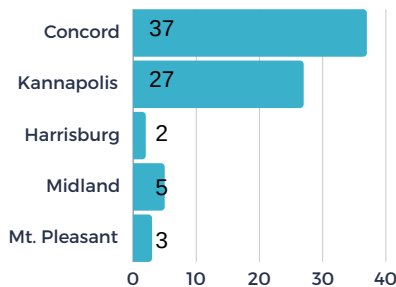
PROJECTS BY TYPE



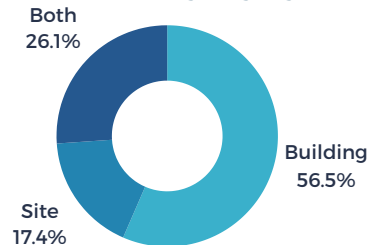
PROJECTS BY INDUSTRY



OF PROJECTS BY LOCATION



BUILDINGS VS. SITE - %



average jobs per project



average investment per project

169K

average square feet per project



average acres per project



30%

of Cabarrus EDC's projects involved companies outside of the U.S.