

# January 2020 Project Activity Report



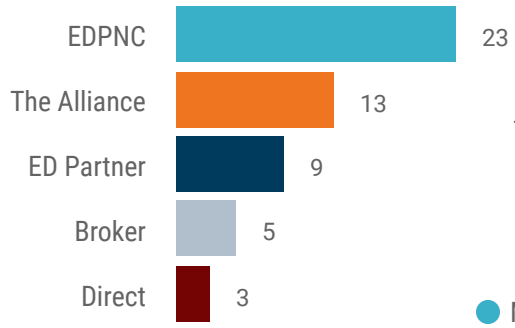
The EDC received 14 new RFIs (requests for information) in January and submitted sites/buildings for 13 of the new requests. There was 1 client/consultant site visit in January.



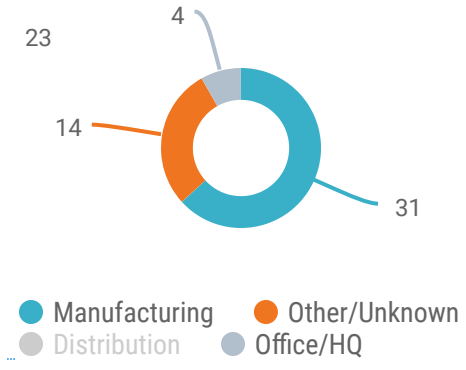
## Other Project Activity Stats



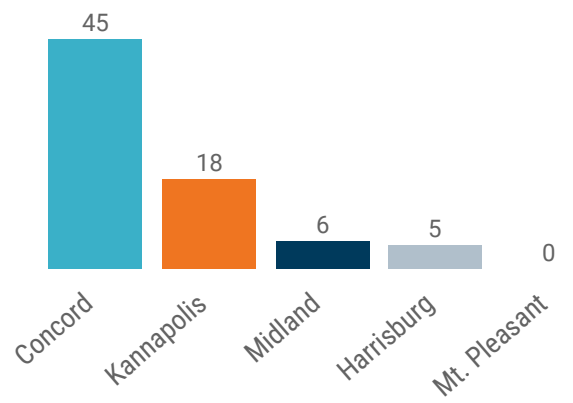
### Projects By Source



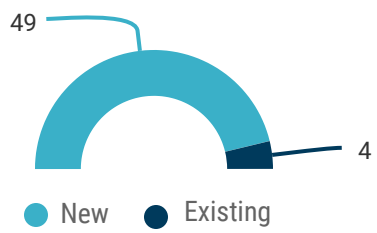
### Projects By Industry



### # of Projects By Location



### Projects By Type



**170**

average jobs per project



**102K**

average square feet per project



**24**

average acres per project



**36%**

of Cabarrus EDC's projects involve companies outside of the U.S.



**94M**

average investment per project



### Building vs. Site - %

