

Project Activity Report

JANUARY 2022

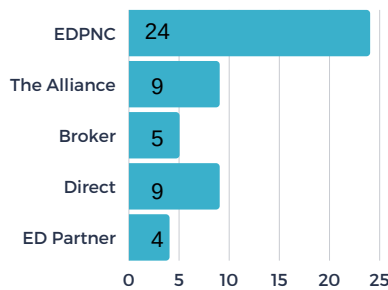


STATS OVER THE PAST MONTH

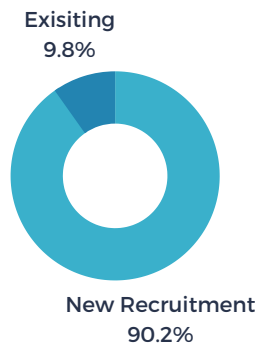
The EDC received 21 new projects/RFIs (request for information) in January and submitted sites/buildings for 13 of the new requests. There were 2 client/consultant visits in January for recruitment projects.

Project Activity Highlights

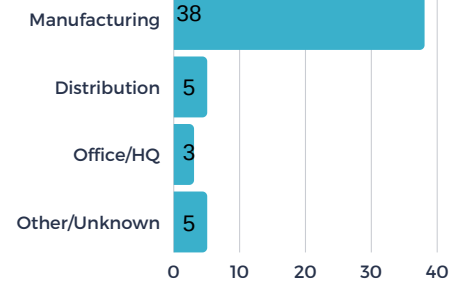
PROJECTS BY SOURCE



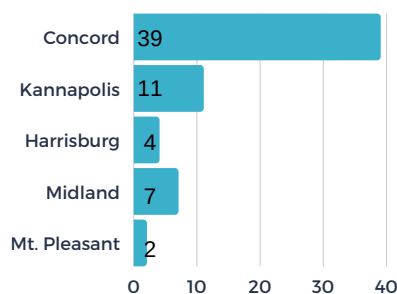
PROJECTS BY TYPE



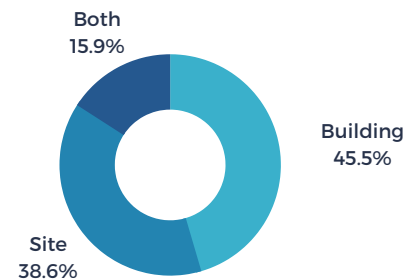
PROJECTS BY INDUSTRY



OF PROJECTS BY LOCATION



BUILDINGS VS. SITE - %



average jobs per project



average investment per project

119K

average square feet per project



average acres per project



24%

of Cabarrus EDC's projects involved companies outside of the U.S.