

Project Activity Report

JANUARY 2024

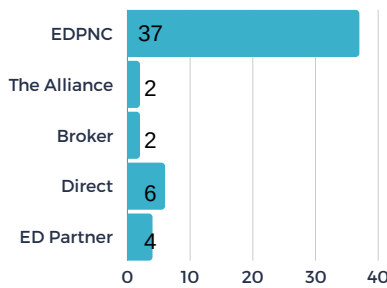


STATS OVER THE PAST MONTH

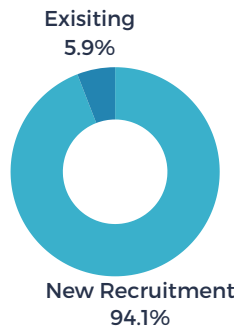
The EDC received 15 new projects/RFIs (request for information) in January and submitted sites/buildings for 9 of the new requests. There were 3 client/consultant site visits or meetings in January.

Project Activity Highlights

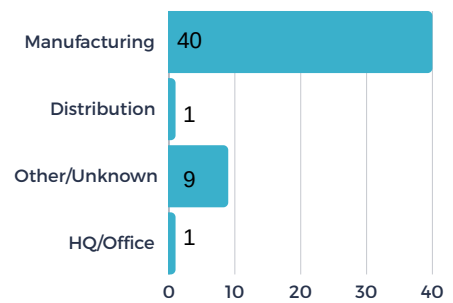
PROJECTS BY SOURCE



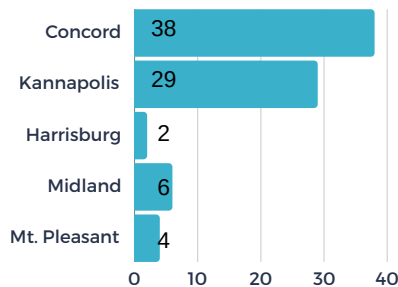
PROJECTS BY TYPE



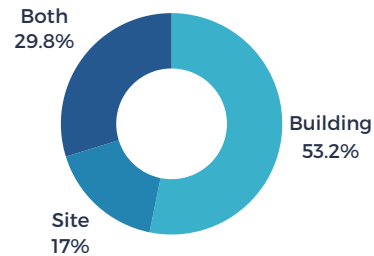
PROJECTS BY INDUSTRY



OF PROJECTS BY LOCATION



BUILDINGS VS. SITE - %



286

average jobs per project



156M

average investment per project

160K

average square feet per project



38

average acres per project



27%

of Cabarrus EDC's projects involved companies outside of the U.S.