

# Project Activity Report

JANUARY 2026

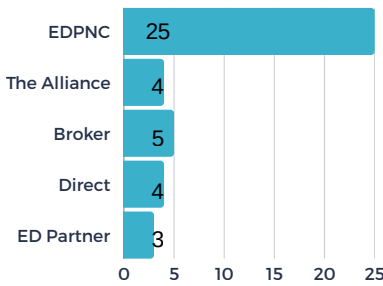


## STATS OVER THE PAST MONTH

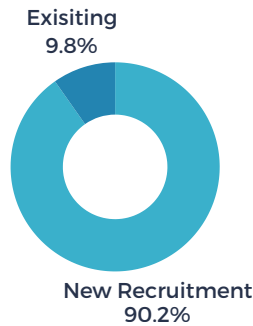
The EDC received **10** new projects/RFIs (request for information) in January and submitted sites/buildings for **5** of the requests. There was **1** client/consultant site visits/meetings in January.

## Project Activity Highlights

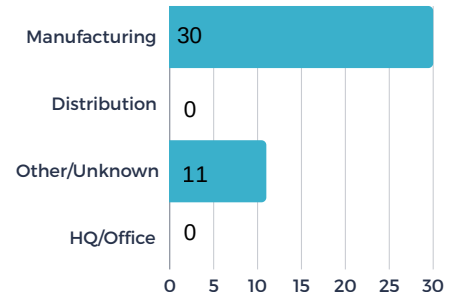
### PROJECTS BY SOURCE



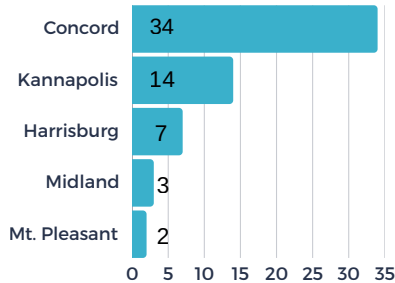
### EXISTING VS. NEW



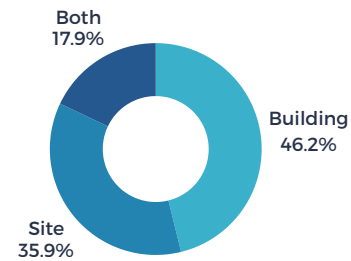
### PROJECTS BY TYPE/INDUSTRY



### # OF PROJECTS BY LOCATION



### BUILDINGS VS. SITES



average jobs per project



average investment per project

**117K**

average square feet per project



average acres per project



**34%**

of Cabarrus EDC's projects involved companies outside of the U.S.