

Project Activity Report

JULY 2021

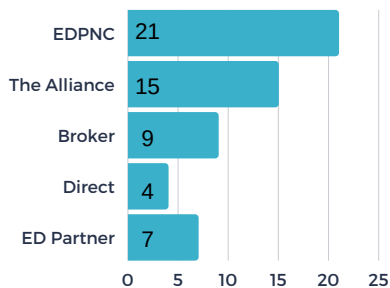


STATS OVER THE PAST MONTH

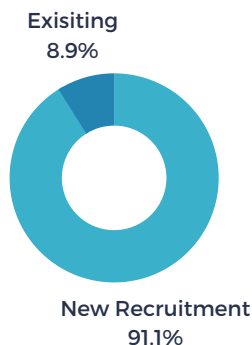
The EDC received 17 new projects/RFIs (request for information) in July and submitted sites/buildings for 10 of the new requests. There were no client/consultant visits in July for recruitment projects.

Project Activity Highlights

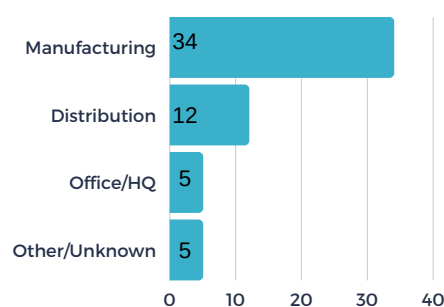
PROJECTS BY SOURCE



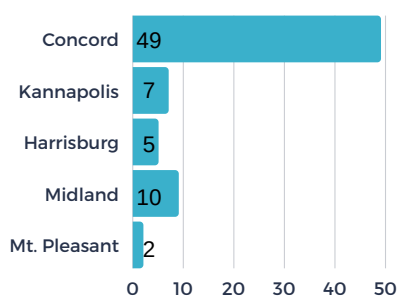
PROJECTS BY TYPE



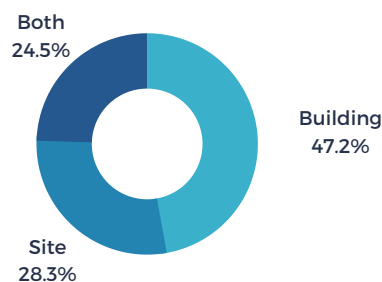
PROJECTS BY INDUSTRY



OF PROJECTS BY LOCATION



BUILDINGS VS. SITE - %



147

average jobs per project



36M

average investment per project

107K

average square feet per project



30

average acres per project



20%

of Cabarrus EDC's projects involved companies outside of the U.S.