

Project Activity Report

JULY 2022

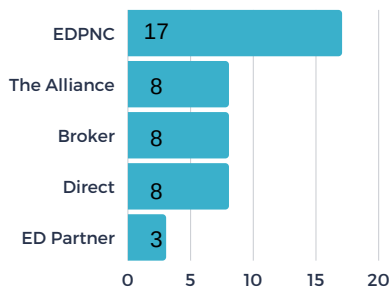


STATS OVER THE PAST MONTH

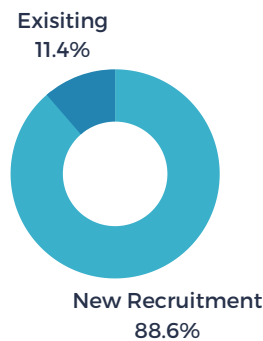
The EDC received 12 new projects/RFIs (request for information) in July and submitted sites/buildings for 7 of the new requests. There was 1 client/consultant site visit or meeting in July.

Project Activity Highlights

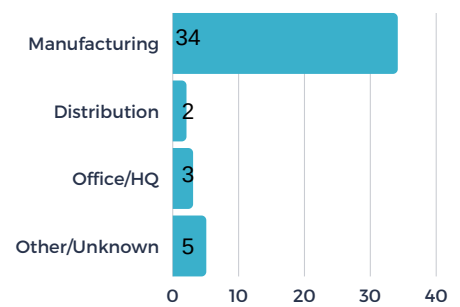
PROJECTS BY SOURCE



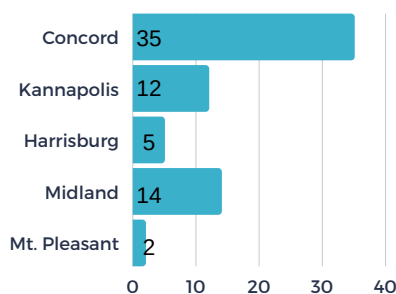
PROJECTS BY TYPE



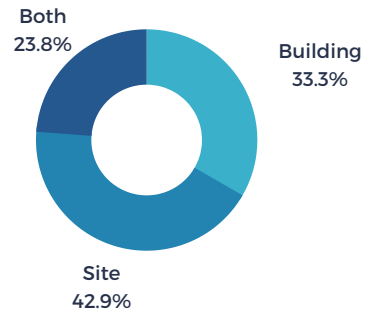
PROJECTS BY INDUSTRY



OF PROJECTS BY LOCATION



BUILDINGS VS. SITE - %



214

average jobs per project



98M

average investment per project

107K

average square feet per project



25

average acres per project



32%

of Cabarrus EDC's projects involved companies outside of the U.S.