

Project Activity Report

JULY 2025



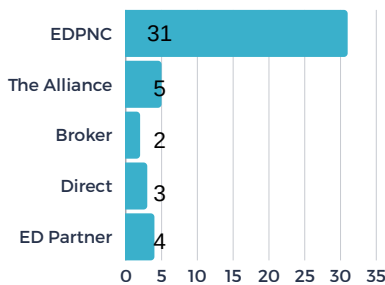
STATS OVER THE PAST MONTH

The EDC received **14** new projects/RFIs (request for information) in July and submitted sites/buildings for **9** of the new requests. There were **2** client/consultant site visits/meetings in July.

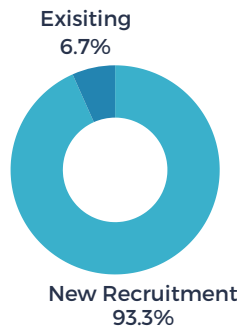
Project Activity Highlights



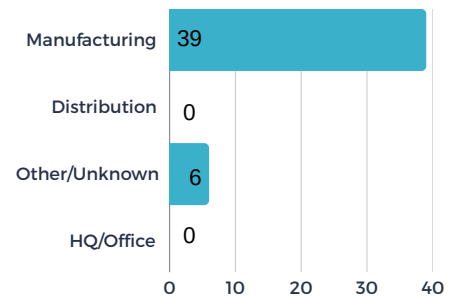
PROJECTS BY SOURCE



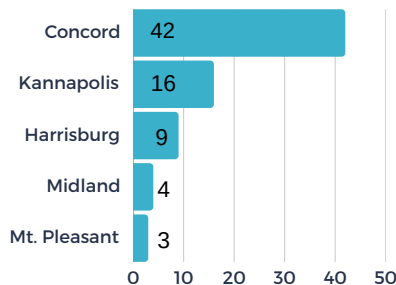
EXISTING VS. NEW



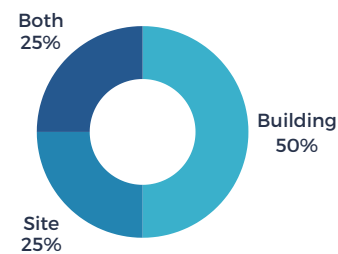
PROJECTS BY TYPE/INDUSTRY



OF PROJECTS BY LOCATION



BUILDINGS VS. SITES



242

average jobs per project



202M

average investment per project

108K

average square feet per project



60

average acres per project



56%

of Cabarrus EDC's projects involved companies outside of the U.S.