


June 2020 Project Activity Report



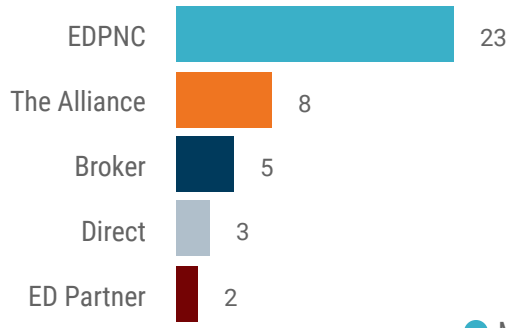
The EDC received 9 new RFIs (requests for information) in June and submitted sites/buildings for 8 of the new requests. There was 1 client/ consultant virtual visit in June.



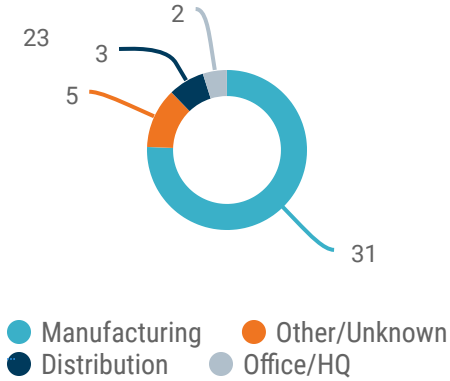
Other Project Activity Stats



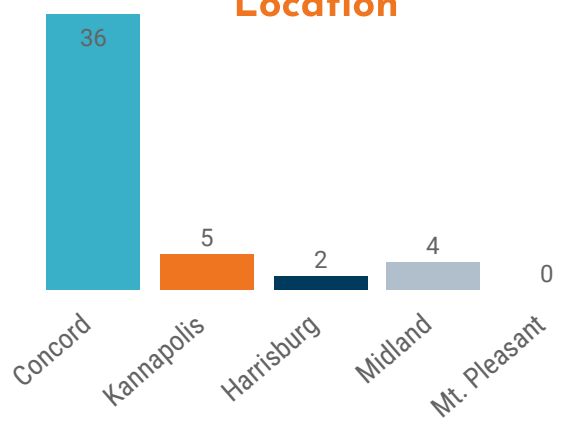
Projects By Source



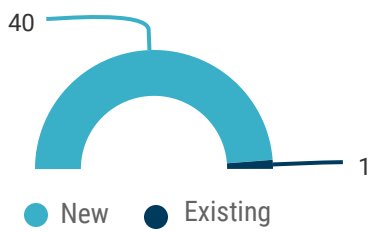
Projects By Industry



of Projects By Location



Projects By Type



316

average jobs per project



105K

average square feet per project



39

average acres per project



17%
of Cabarrus EDC's projects involve companies outside of the U.S.



164M
average investment per project



Building vs. Site - %

