

Project Activity Report

JUNE 2021

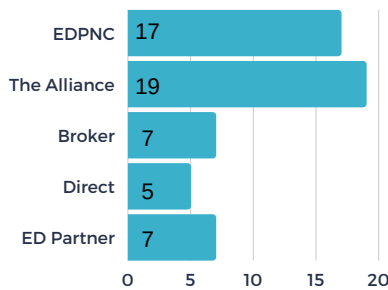


STATS OVER THE PAST MONTH

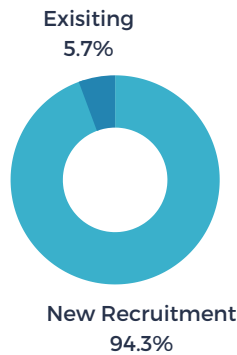
The EDC received 14 new RFIs (request for information) in June and submitted sites/buildings for 10 of the new requests. There was 1 client/consultant visit in June.

Project Activity Highlights

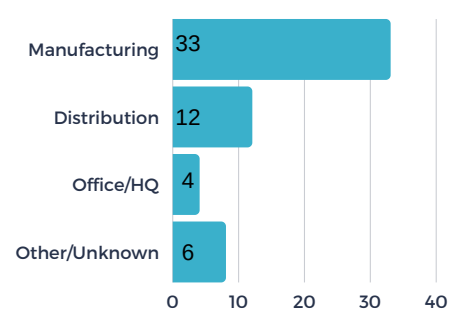
PROJECTS BY SOURCE



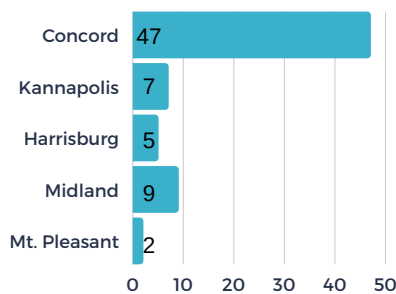
PROJECTS BY TYPE



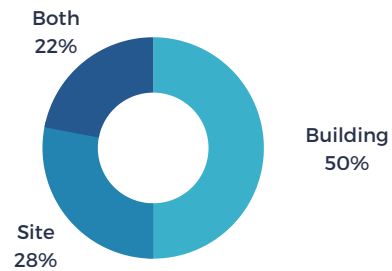
PROJECTS BY INDUSTRY



OF PROJECTS BY LOCATION



BUILDINGS VS. SITE - %



average jobs per project



average investment per project

112K

average square feet per project



average acres per project



18%

of Cabarrus EDC's projects involved companies outside of the U.S.