

# Project Activity Report

JUNE 2022

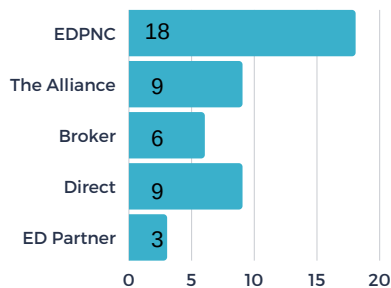


## STATS OVER THE PAST MONTH

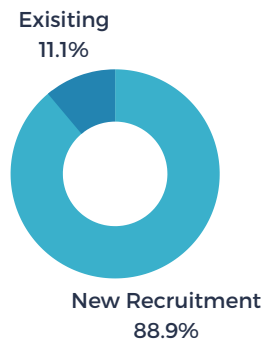
The EDC received 15 new projects/RFIs (request for information) in June and submitted sites/buildings for 11 of the new requests. There were 3 client/consultant site visits or meetings in June.

## Project Activity Highlights

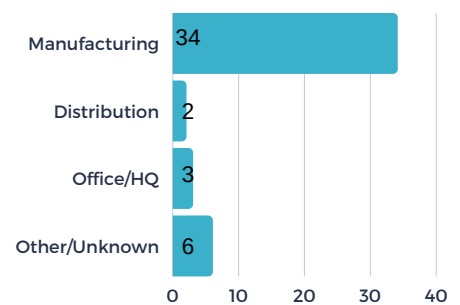
### PROJECTS BY SOURCE



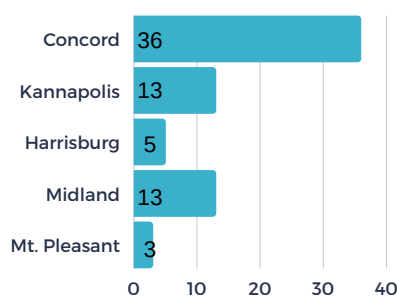
### PROJECTS BY TYPE



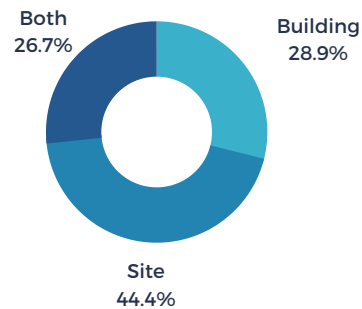
### PROJECTS BY INDUSTRY



### # OF PROJECTS BY LOCATION



### BUILDINGS VS. SITE - %



**214**

average jobs per project



**64M**

average investment per project

**104K**

average square feet per project



**30**

average acres per project



**29%**

of Cabarrus EDC's projects involved companies outside of the U.S.