

Project Activity Report

JUNE 2024

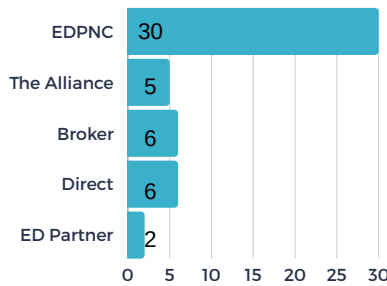


STATS OVER THE PAST MONTH

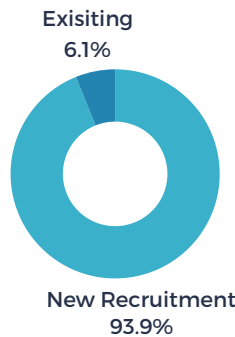
The EDC received **9** new projects/RFIs (request for information) in June and submitted sites/buildings for **8** of the new requests. There was **1** client/consultant site visit or meeting in June.

Project Activity Highlights

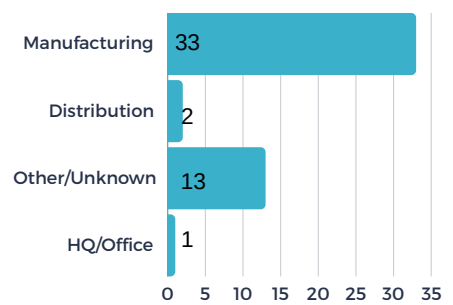
PROJECTS BY SOURCE



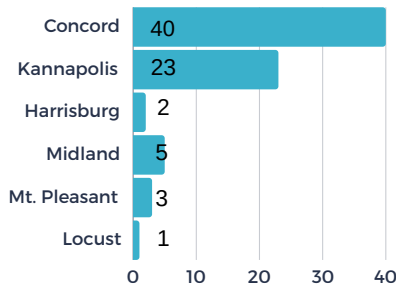
PROJECTS BY TYPE



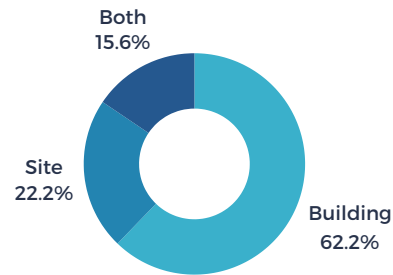
PROJECTS BY INDUSTRY



OF PROJECTS BY LOCATION



BUILDINGS VS. SITE - %



181

average jobs per project



129M

average investment per project

135K

average square feet per project



74

average acres per project



35%

of Cabarrus EDC's projects involved companies outside of the U.S.