

Project Activity Report

JUNE 2025



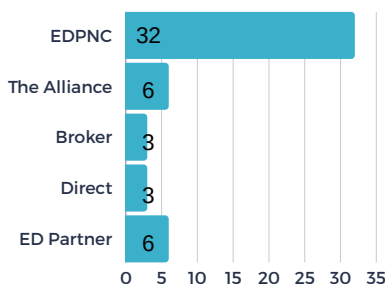
STATS OVER THE PAST MONTH

The EDC received **17** new projects/RFIs (request for information) in June and submitted sites/buildings for **14** of the new requests. There were **0** client/consultant site visits/meetings in June.

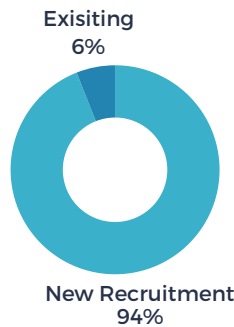
Project Activity Highlights



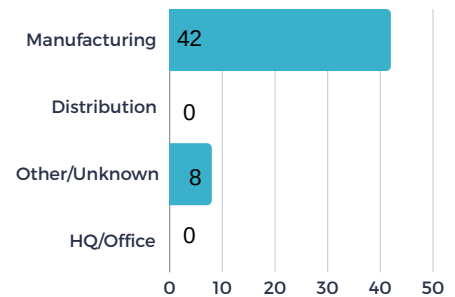
PROJECTS BY SOURCE



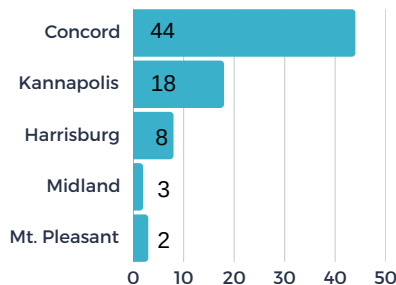
EXISTING VS. NEW



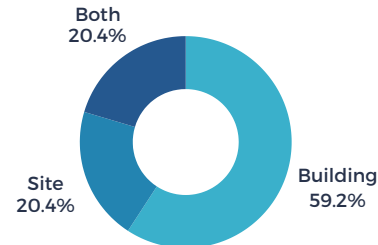
PROJECTS BY TYPE/INDUSTRY



OF PROJECTS BY LOCATION



BUILDINGS VS. SITES



194

average jobs per project



183M

average investment per project

113K

average square feet per project



52

average acres per project



58%

of Cabarrus EDC's projects involved companies outside of the U.S.