

# March 2021 Project Activity Report



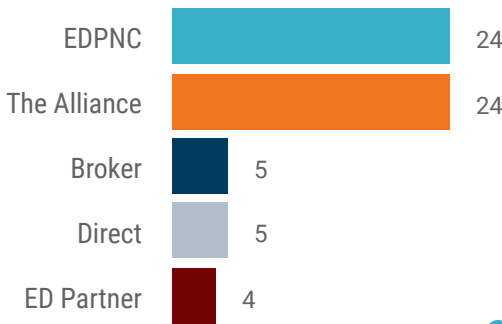
The EDC received 17 new RFIs (requests for information) in March and submitted sites/buildings for 13 of the new requests. There were 3 client/consultant visits in March.



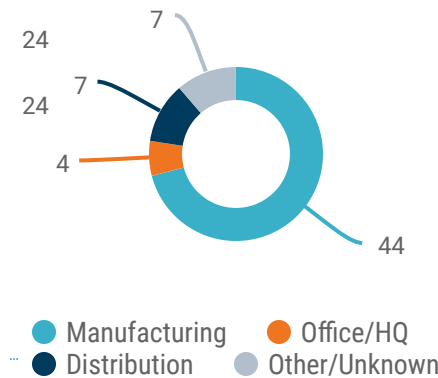
## Other Project Activity Stats



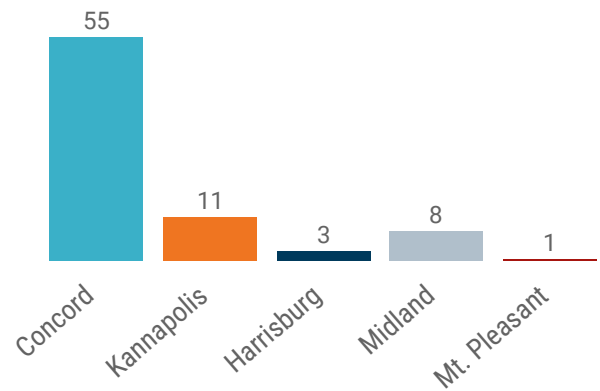
### Projects By Source



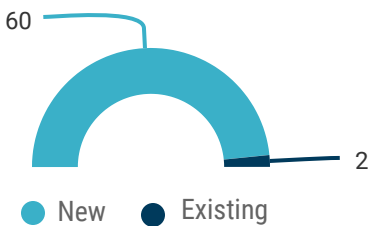
### Projects By Industry



### # of Projects By Location



### Projects By Type



**255**  
average jobs per project



**87K**  
average square feet per project



**53**  
average acres per project



**23%**  
of Cabarrus EDC's projects involve companies outside of the U.S.



**86M**  
average investment per project



### Building vs. Site - %

