

Project Activity Report

MARCH 2022

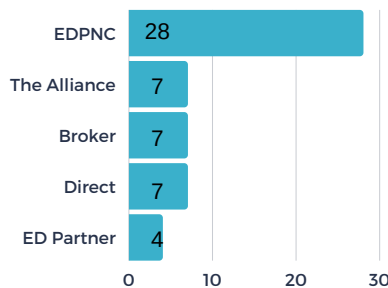


STATS OVER THE PAST MONTH

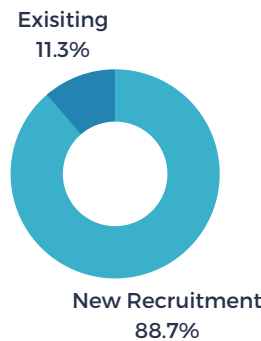
The EDC received 14 new projects/RFIs (request for information) in March and submitted sites/buildings for 8 of the new requests. There were 4 client/consultant site visits or meetings in March.

Project Activity Highlights

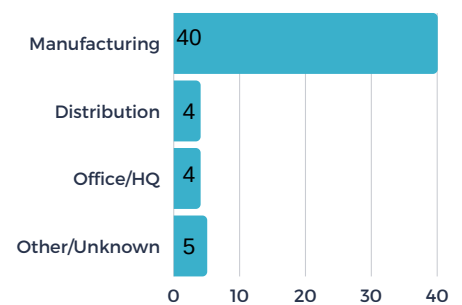
PROJECTS BY SOURCE



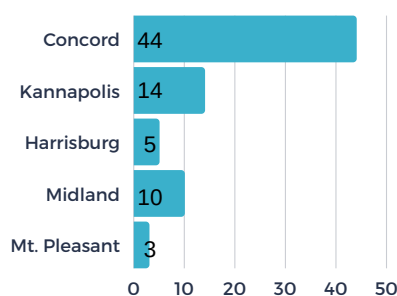
PROJECTS BY TYPE



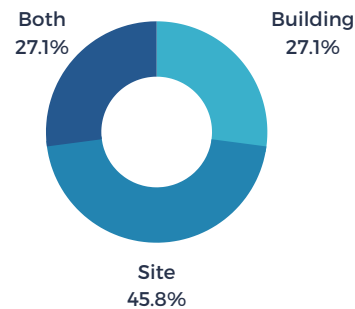
PROJECTS BY INDUSTRY



OF PROJECTS BY LOCATION



BUILDINGS VS. SITE - %



214

average jobs per project



85M

average investment per project

114K

average square feet per project



33

average acres per project



36%

of Cabarrus EDC's projects involved companies outside of the U.S.