

Project Activity Report

MARCH 2026

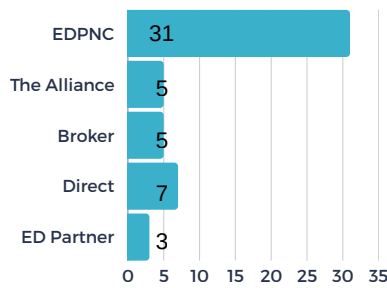


STATS OVER THE PAST MONTH

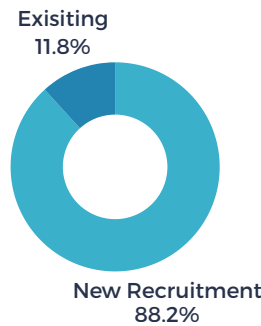
The EDC received **19** new projects/RFIs (request for information) in March and submitted sites/buildings for **14** of the requests. There were **4** client/consultant site visits/meetings in March.

Project Activity Highlights

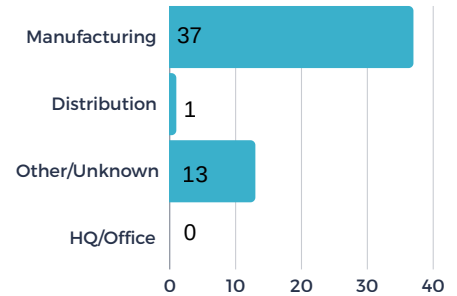
PROJECTS BY SOURCE



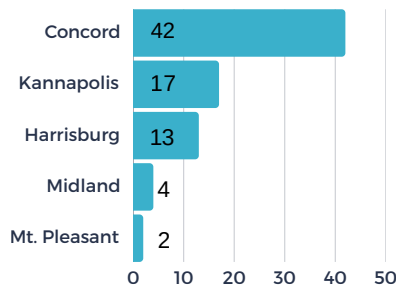
EXISTING VS. NEW



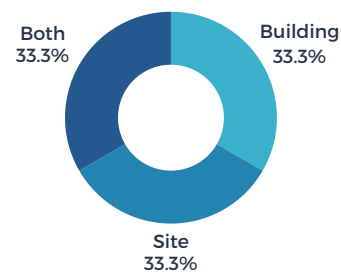
PROJECTS BY TYPE/INDUSTRY



OF PROJECTS BY LOCATION



BUILDINGS VS. SITES



average jobs per project



average investment per project

120K

average square feet per project



average acres per project



33%

of Cabarrus EDC's projects involved companies outside of the U.S.