

# March 2020 Project Activity Report



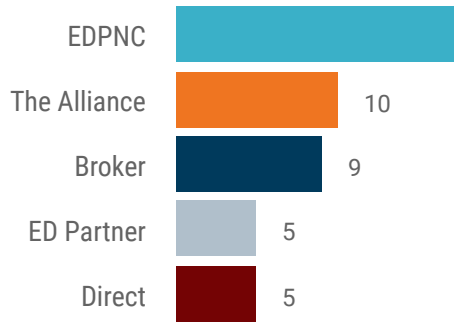
The EDC received 10 new RFIs (requests for information) in March and submitted sites/buildings for all 10 of the new requests. There were 4 client/ consultant site visits in March.



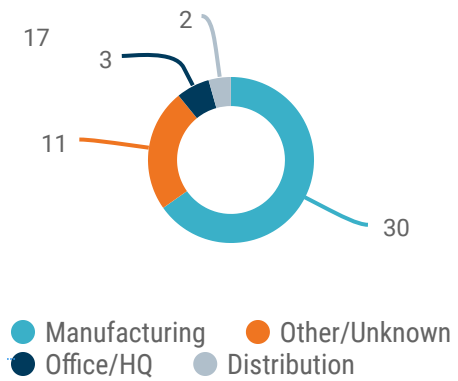
## Other Project Activity Stats



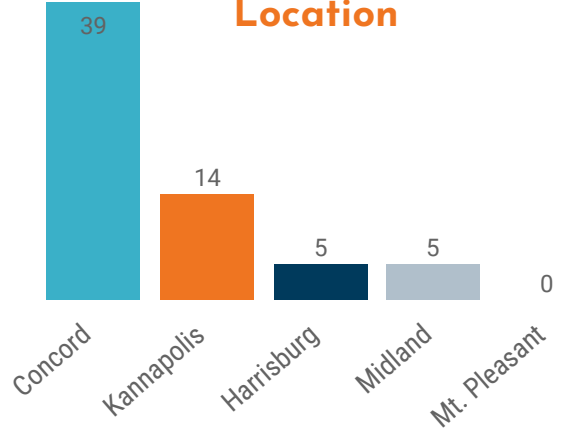
### Projects By Source



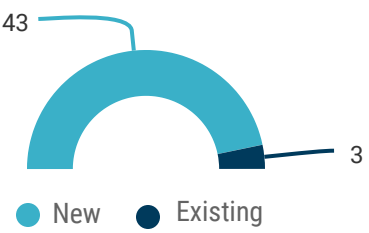
### Projects By Industry



### # of Projects By Location



### Projects By Type



**202**

average jobs per project



**137K**

average square feet per project



**30**

average acres per project



**24%**  
of Cabarrus EDC's projects involve companies outside of the U.S.



**102M**  
average investment per project



### Building vs. Site - %

