

May 2020 Project Activity Report



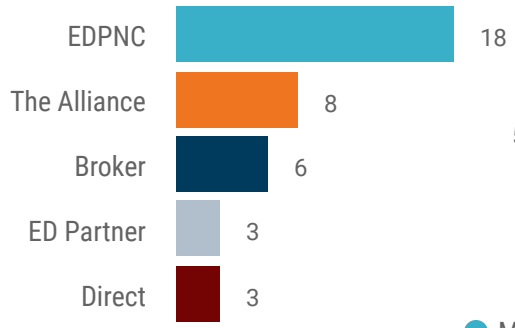
The EDC received 5 new RFIs (requests for information) in May and submitted sites/buildings for all 5 of the new requests. There were 2 client/ consultant virtual visits in May.



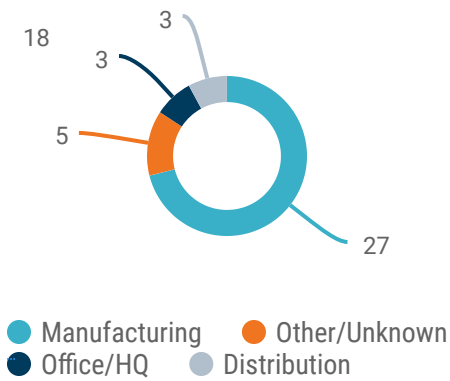
Other Project Activity Stats



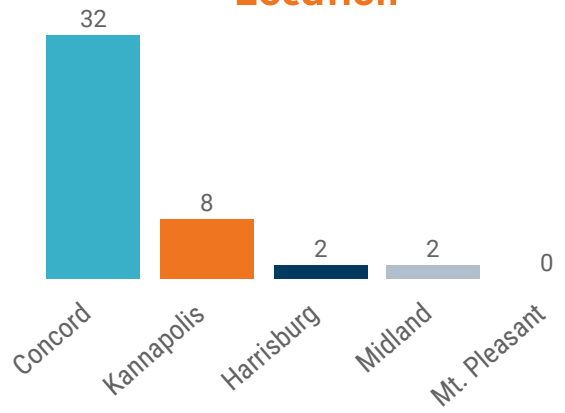
Projects By Source



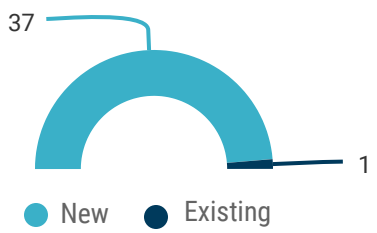
Projects By Industry



of Projects By Location



Projects By Type



287

average jobs per project



127K

average square feet per project



41

average acres per project



16%
of Cabarrus EDC's projects involve companies outside of the U.S.



147M
average investment per project



Building vs. Site - %

