

Project Activity Report

MAY 2022

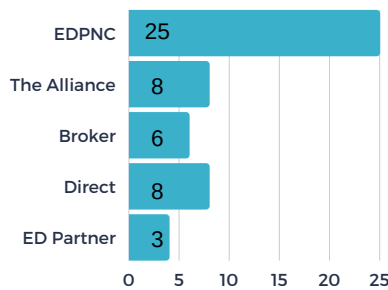


STATS OVER THE PAST MONTH

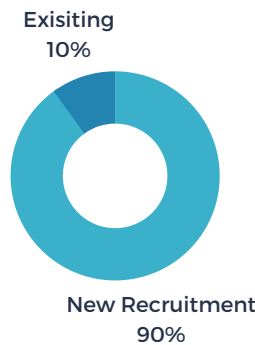
The EDC received 18 new projects/RFIs (request for information) in May and submitted sites/buildings for 7 of the new requests. There were 5 client/consultant site visits or meetings in May.

Project Activity Highlights

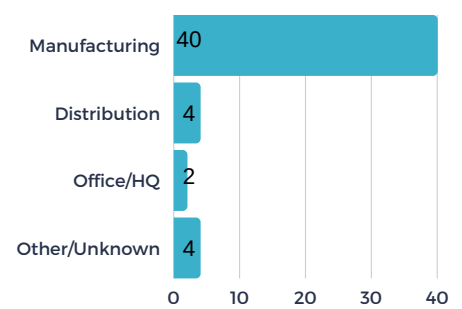
PROJECTS BY SOURCE



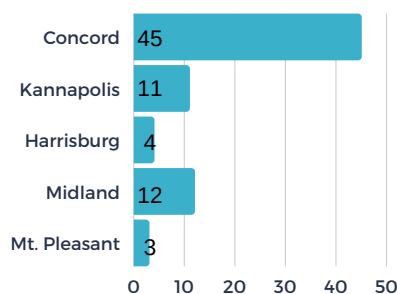
PROJECTS BY TYPE



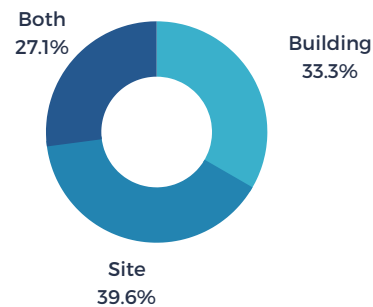
PROJECTS BY INDUSTRY



OF PROJECTS BY LOCATION



BUILDINGS VS. SITE - %



213

average jobs per project



91M

average investment per project

116K

average square feet per project



34

average acres per project



32%

of Cabarrus EDC's projects involved companies outside of the U.S.