

# Project Activity Report

MAY 2023

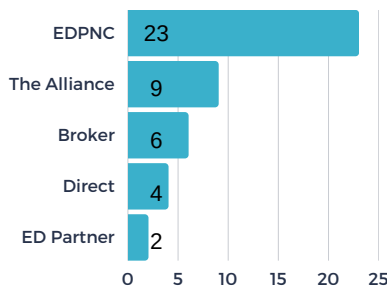


## STATS OVER THE PAST MONTH

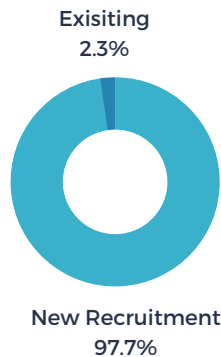
The EDC received 19 new projects/RFIs (request for information) in May and submitted sites/buildings for 8 of the new requests. There was 1 client/consultant site visit or meeting in May.

## Project Activity Highlights

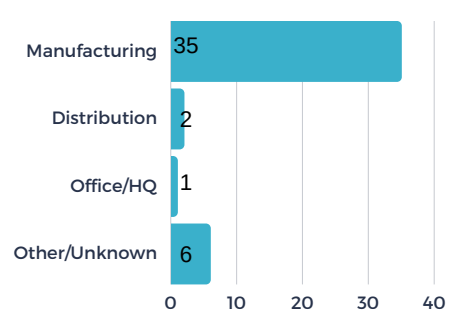
### PROJECTS BY SOURCE



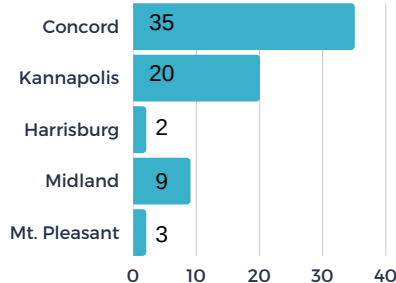
### PROJECTS BY TYPE



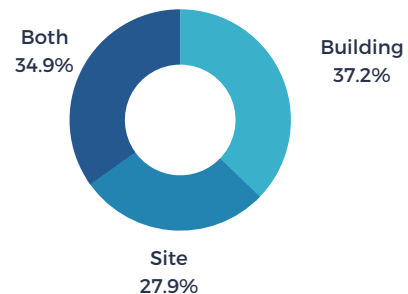
### PROJECTS BY INDUSTRY



### # OF PROJECTS BY LOCATION



### BUILDINGS VS. SITE - %



**262**

average jobs per project



**188M**

average investment per project

**139K**

average square feet per project



**30**

average acres per project



**34%**

of Cabarrus EDC's projects involved companies outside of the U.S.