

Project Activity Report

MAY 2024

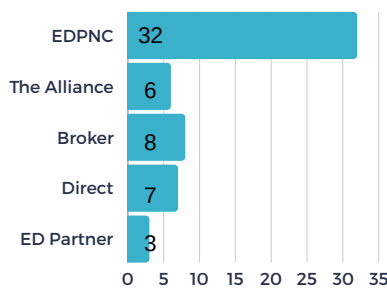


STATS OVER THE PAST MONTH

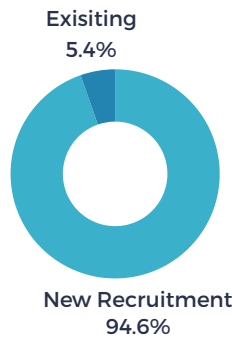
The EDC received 16 new projects/RFIs (request for information) in May and submitted sites/buildings for 11 of the new requests. There were no client/consultant site visits or meetings in May.

Project Activity Highlights

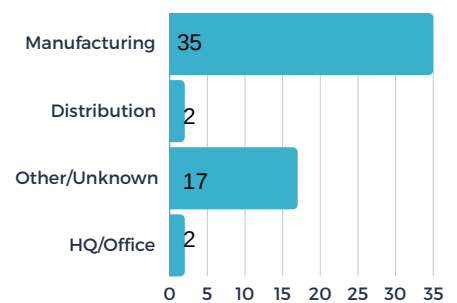
PROJECTS BY SOURCE



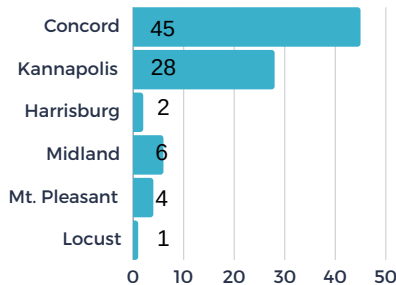
PROJECTS BY TYPE



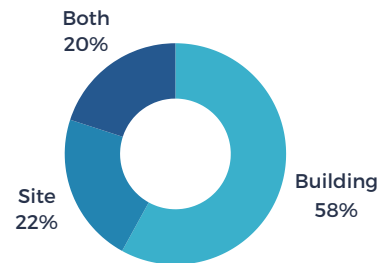
PROJECTS BY INDUSTRY



OF PROJECTS BY LOCATION



BUILDINGS VS. SITE - %



159

average jobs per project



110M

average investment per project

103K

average square feet per project



48

average acres per project



29%

of Cabarrus EDC's projects involved companies outside of the U.S.