

# Project Activity Report

MAY 2025



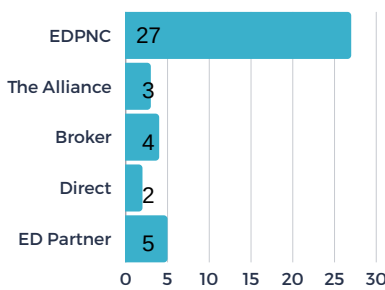
## STATS OVER THE PAST MONTH

The EDC received **18** new projects/RFIs (request for information) in May and submitted sites/buildings for **10** of the new requests. There were **2** client/consultant site visits/meetings in May.

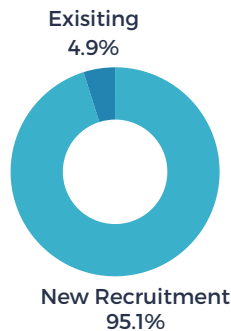
## Project Activity Highlights



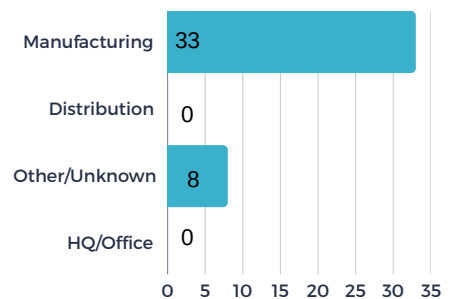
### PROJECTS BY SOURCE



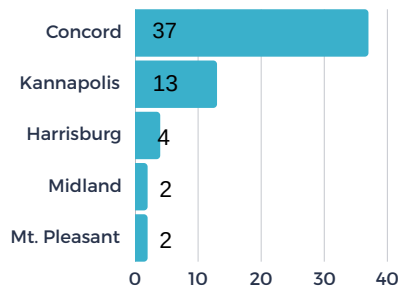
### PROJECTS BY TYPE



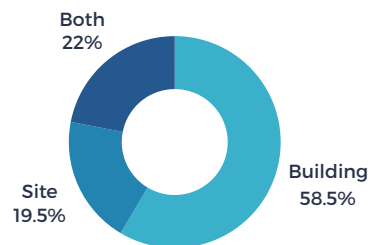
### PROJECTS BY INDUSTRY



### # OF PROJECTS BY LOCATION



### BUILDINGS VS. SITE - %



**210**

average jobs per project



**202M**

average investment per project

**134K**

average square feet per project



**55**

average acres per project



**54%**

of Cabarrus EDC's projects involved companies outside of the U.S.