

Project Activity Report

MAY 2026

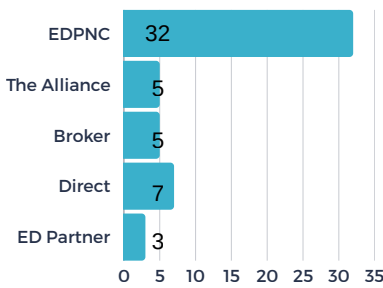


STATS OVER THE PAST MONTH

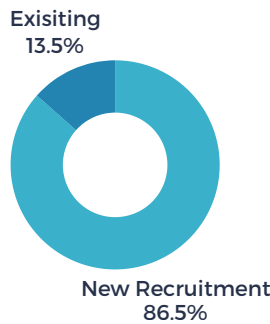
The EDC received **16** projects/RFIs (request for information) in May and submitted sites/buildings for **8** of the requests. There were **0** client/consultant site visits/meetings in May.

Project Activity Highlights

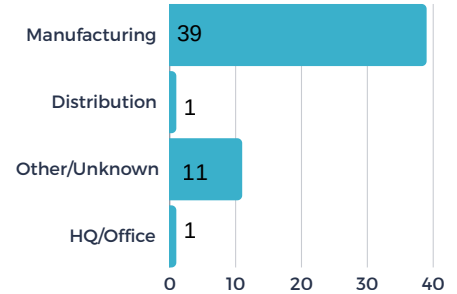
PROJECTS BY SOURCE



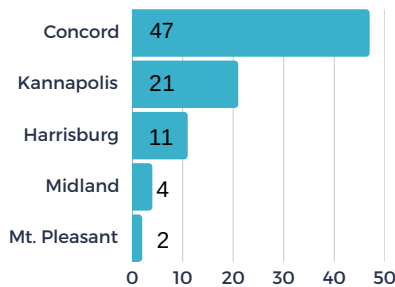
EXISTING VS. NEW



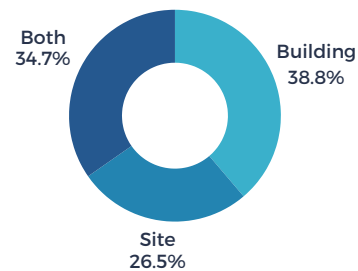
PROJECTS BY TYPE/INDUSTRY



OF PROJECTS BY LOCATION



BUILDINGS VS. SITES



210

average jobs per project



139M

average investment per project

127K

average square feet per project



42

average acres per project



38%

of Cabarrus EDC's projects involved companies outside of the U.S.