

November 2020 Project Activity Report



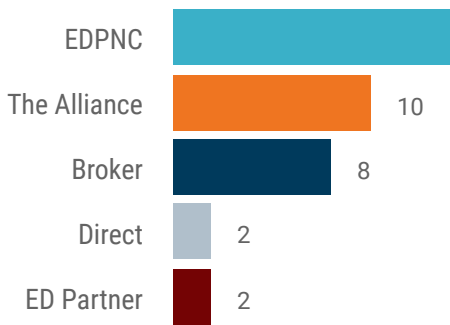
The EDC received 10 new RFIs (requests for information) in November and submitted sites/buildings for 8 of the new requests. There were no client/consultant visits in November.



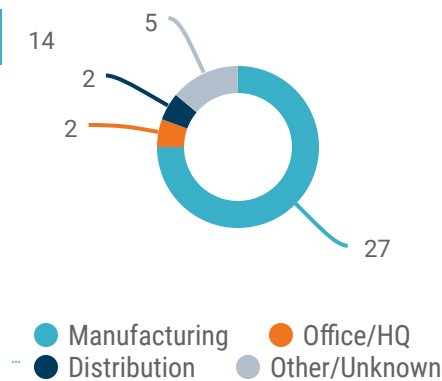
Other Project Activity Stats



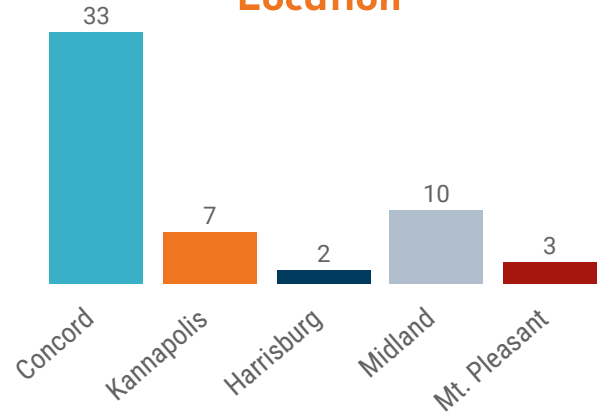
Projects By Source



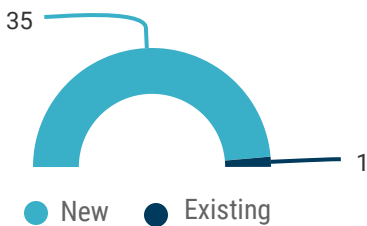
Projects By Industry



of Projects By Location



Projects By Type



207
average jobs per project



137K
average square feet per project



40
average acres per project



19%
of Cabarrus EDC's projects involve companies outside of the U.S.



112M
average investment per project



Building vs. Site - %

