

Project Activity Report

NOVEMBER 2025



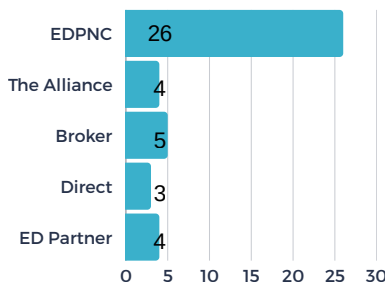
STATS OVER THE PAST MONTH

The EDC received **12** new projects/RFIs (request for information) in November and submitted sites/buildings for **9** of the new requests. There were **2** client/consultant site visits/meetings in November.

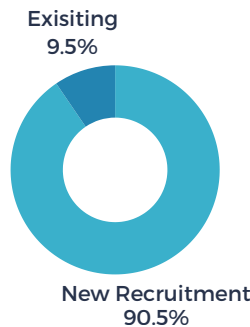
Project Activity Highlights



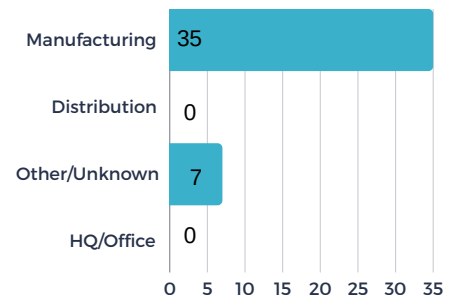
PROJECTS BY SOURCE



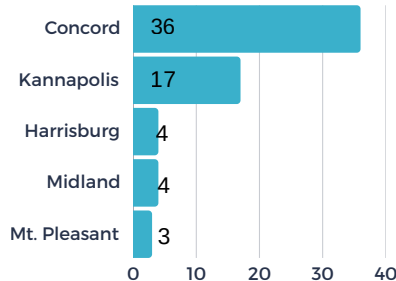
EXISTING VS. NEW



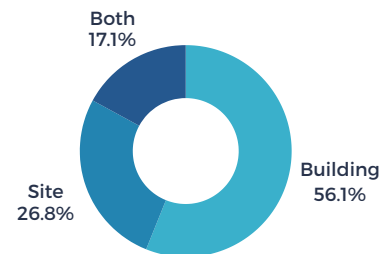
PROJECTS BY TYPE/INDUSTRY



OF PROJECTS BY LOCATION



BUILDINGS VS. SITES



181

average jobs per project



244M

average investment per project

93K

average square feet per project



50

average acres per project



40%

of Cabarrus EDC's projects involved companies outside of the U.S.