

October 2020 Project Activity Report



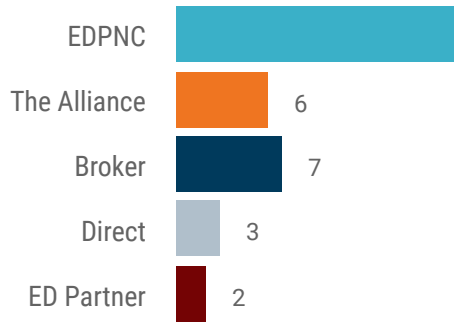
The EDC received 7 new RFIs (requests for information) in October and submitted sites/buildings for all 7 of the new requests. There was 1 client/consultant in-person visit in October that our utility partners attended.



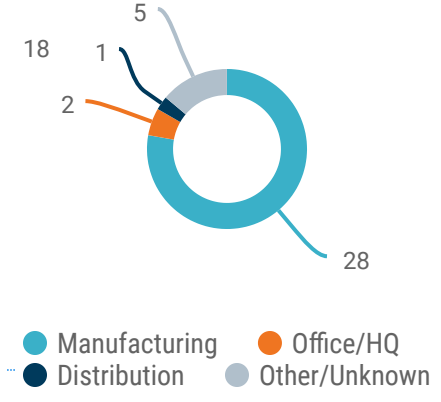
Other Project Activity Stats



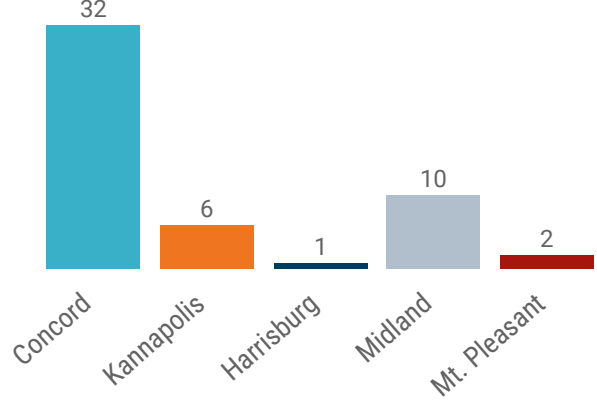
Projects By Source



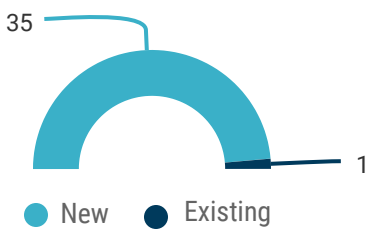
Projects By Industry



of Projects By Location



Projects By Type



266
average jobs per project



150K
average square feet per project



40
average acres per project



14%
of Cabarrus EDC's projects involve companies outside of the U.S.



114M
average investment per project



Building vs. Site - %

