

# Project Activity Report

OCTOBER 2021

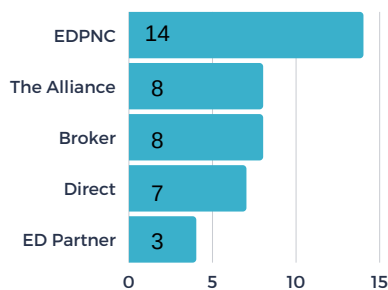


## STATS OVER THE PAST MONTH

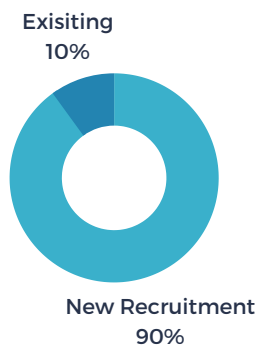
The EDC received 10 new projects/RFIs (request for information) in October and submitted sites/buildings for 8 of the new requests. There were 3 client/consultant visits in October for recruitment projects.

## Project Activity Highlights

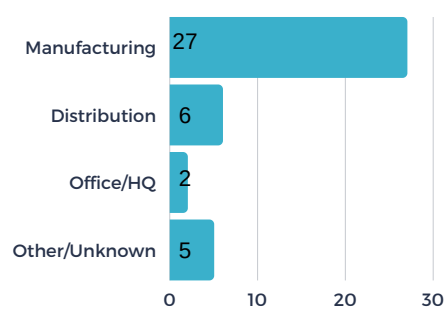
### PROJECTS BY SOURCE



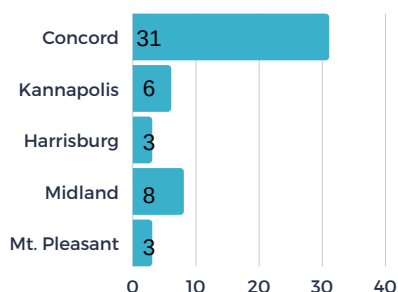
### PROJECTS BY TYPE



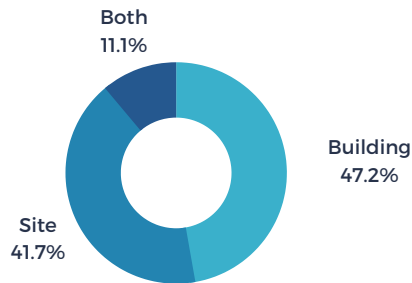
### PROJECTS BY INDUSTRY



### # OF PROJECTS BY LOCATION



### BUILDINGS VS. SITE - %



**195**

average jobs per project



**55M**

average investment per project

**134K**

average square feet per project



**39**

average acres per project



**8%**

of Cabarrus EDC's projects involved companies outside of the U.S.