

# Project Activity Report

OCTOBER 2022

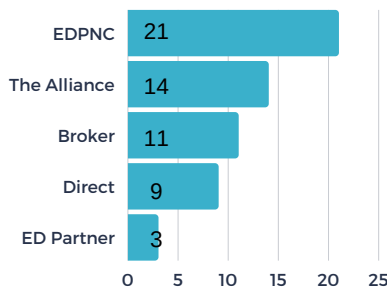


## STATS OVER THE PAST MONTH

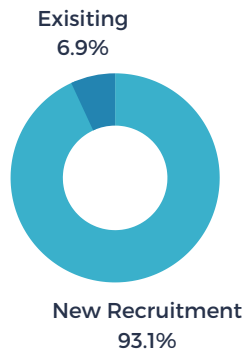
The EDC received 21 new projects/RFIs (request for information) in October and submitted sites/buildings for 11 of the new requests. There were 5 client/consultant site visits or meetings in October.

## Project Activity Highlights

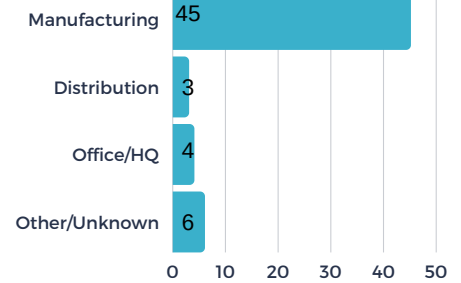
### PROJECTS BY SOURCE



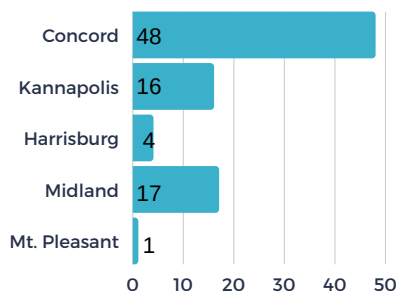
### PROJECTS BY TYPE



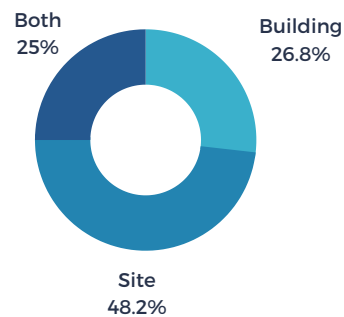
### PROJECTS BY INDUSTRY



### # OF PROJECTS BY LOCATION



### BUILDINGS VS. SITE - %



average jobs per project



average investment per project



average square feet per project



average acres per project



of Cabarrus EDC's projects involved companies outside of the U.S.