

Project Activity Report

OCTOBER 2023

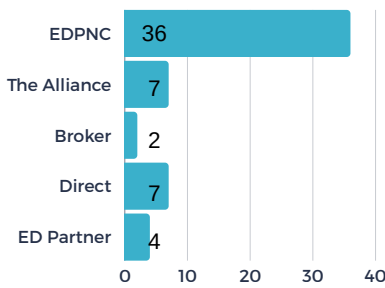


STATS OVER THE PAST MONTH

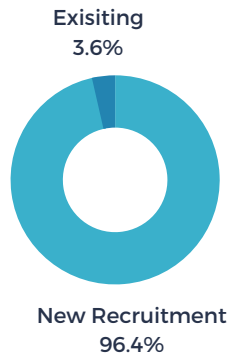
The EDC received 11 new projects/RFIs (request for information) in October and submitted sites/buildings for 10 of the new requests. There were 2 client/consultant site visits or meetings in October.

Project Activity Highlights

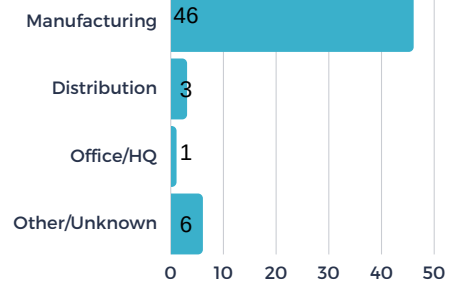
PROJECTS BY SOURCE



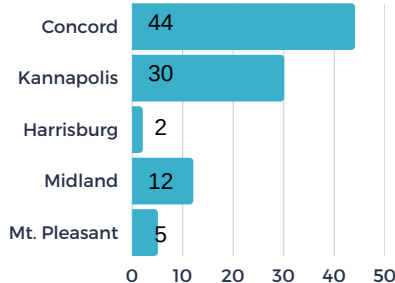
PROJECTS BY TYPE



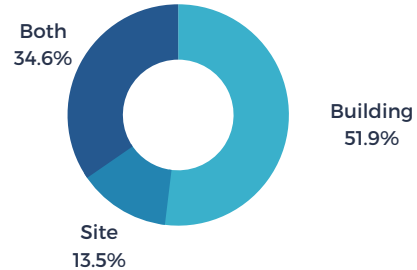
PROJECTS BY INDUSTRY



OF PROJECTS BY LOCATION



BUILDINGS VS. SITE - %



195

average jobs per project



81M

average investment per project

129K

average square feet per project



27

average acres per project



23%

of Cabarrus EDC's projects involved companies outside of the U.S.