

Project Activity Report

SEPTEMBER 2022

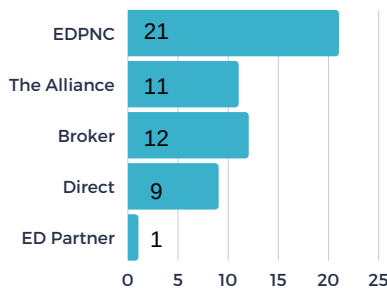


STATS OVER THE PAST MONTH

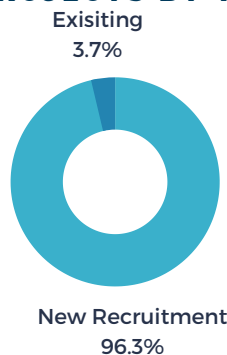
The EDC received 14 new projects/RFIs (request for information) in September and submitted sites/buildings for 10 of the new requests. There were 2 client/consultant site visits or meetings in September.

Project Activity Highlights

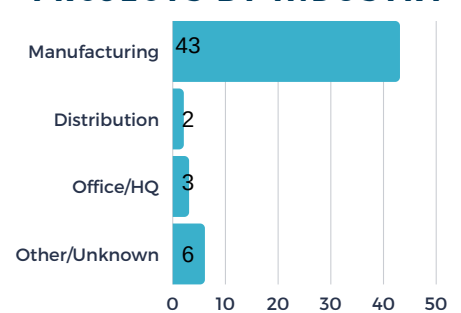
PROJECTS BY SOURCE



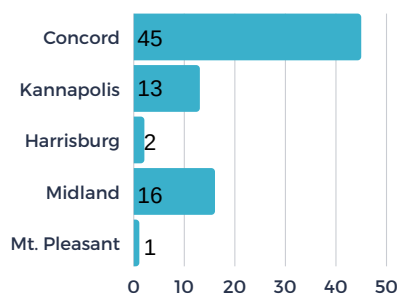
PROJECTS BY TYPE



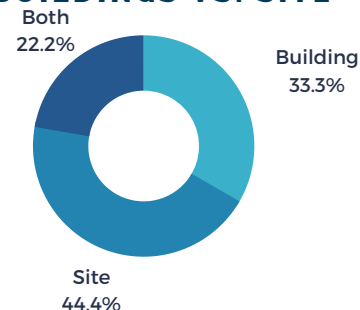
PROJECTS BY INDUSTRY



OF PROJECTS BY LOCATION



BUILDINGS VS. SITE - %



average jobs per project



average investment per project



average square feet per project



average acres per project



of Cabarrus EDC's projects involved companies outside of the U.S.